


Guide to PMtutor e-Learning Platform

N/B For best experience, kindly use Google Chrome, Firefox or Edge Browser

Please, follow the arrow and circles for direction on the images

1. Click on the Register



2. Fill the form with correct data as described in each text area.

3. Please, make sure all forms are filled before clicking register

Login Information

dipotepede1 **** ****

Account Information

Dipo Tepede dipotepede@pmtutor.org 08074999911

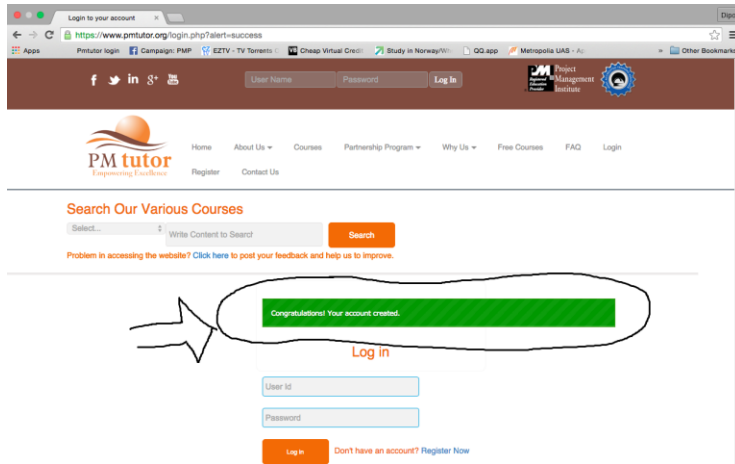
8, Kola Akintepede Close off Industrial Road, WestMinster OLODI APAPA

LAGOS Nigeria Poet Solvers Ltd

Google Ads



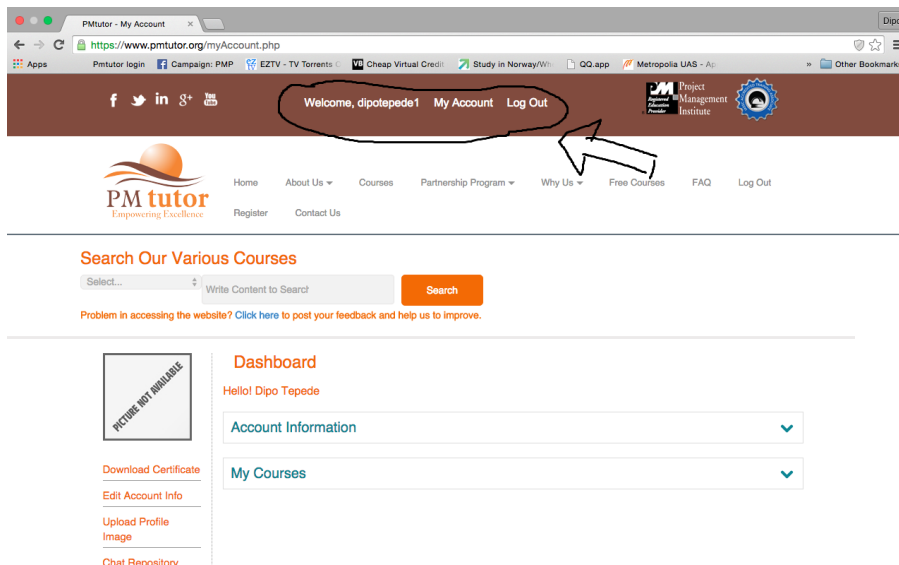
4. Make sure you get a success message to validate registration



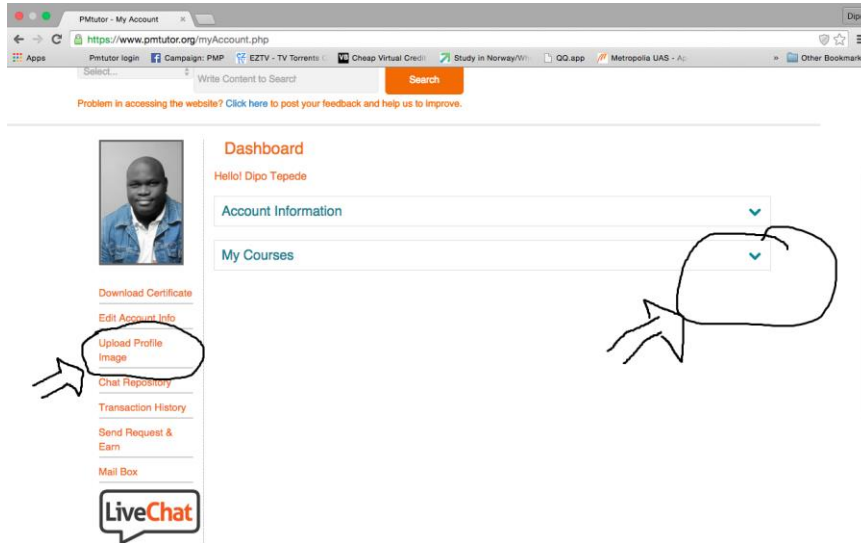
5. After registration, please send “username” you just registered to “support@pmtutor.org”.

6. You will get an acknowledgement email saying “you have been activated”

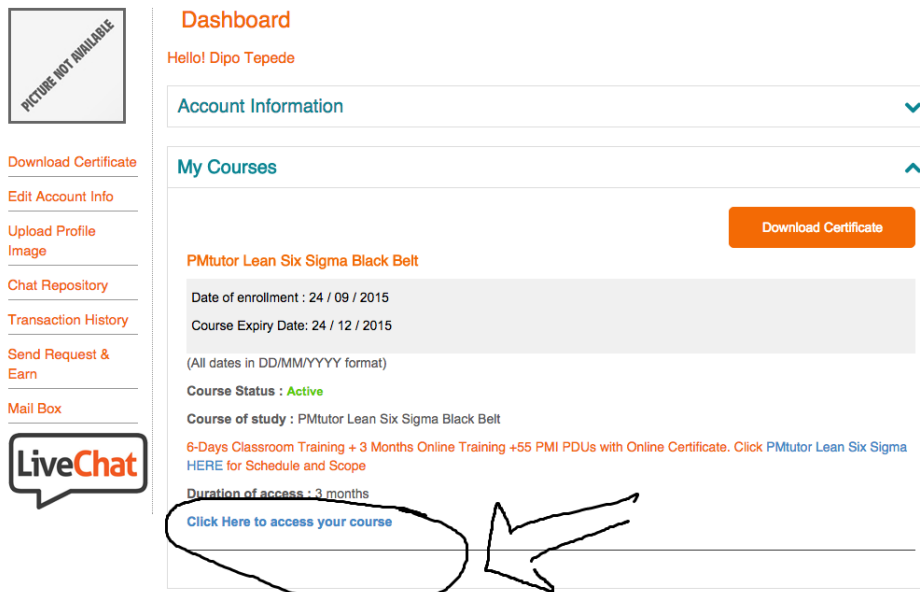
7. Do not proceed until you get the email. After activation, you can now login with your username and password to get to “My Account” page below.



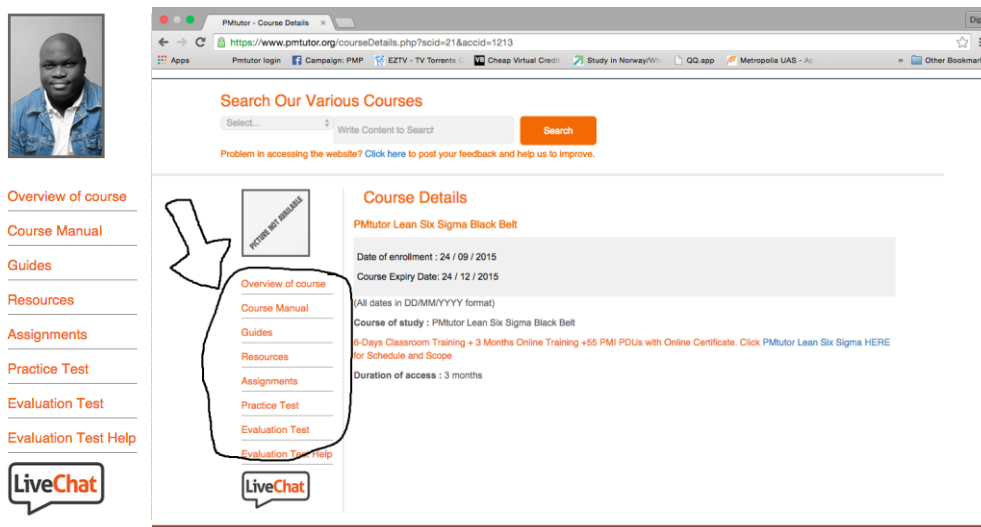
8. Click on “My Courses” using down arrow to immediately access your course. You can upload a passport size photo by clicking on the upload “Profile Image”



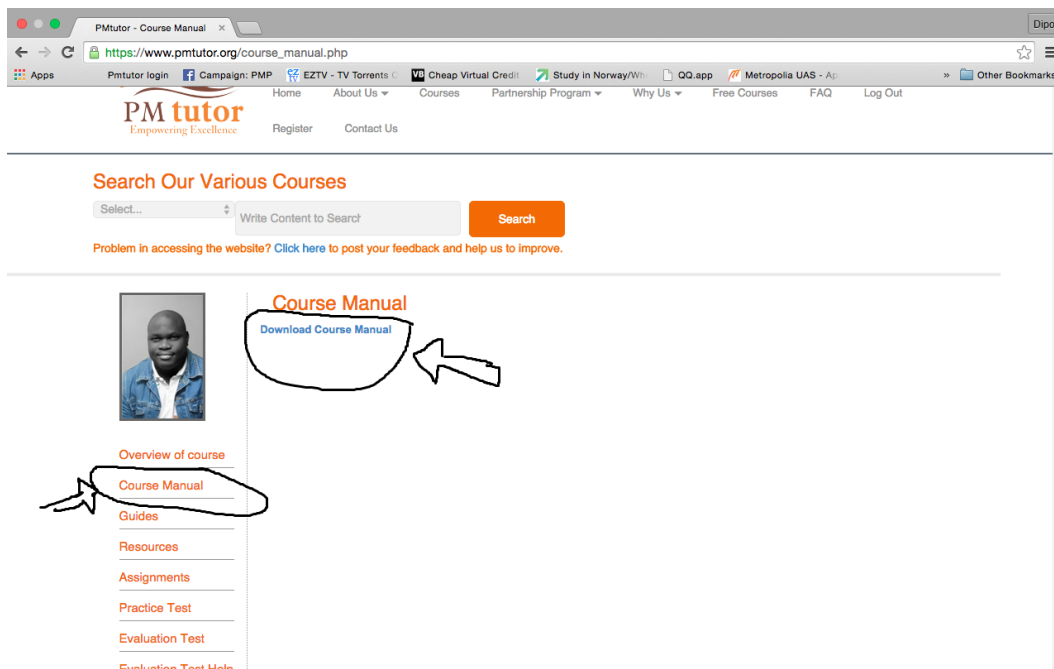
9. Click here to access course as shown in image below



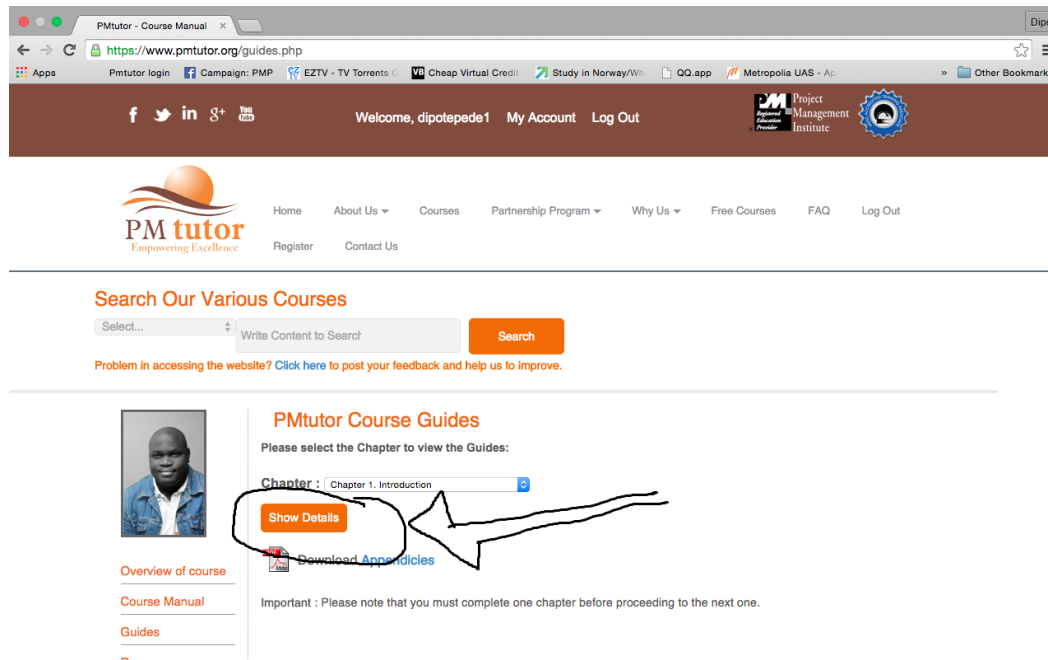
10. Look at your left as that is the area you will be using to navigate your course. I will call it the “course navigation area”.



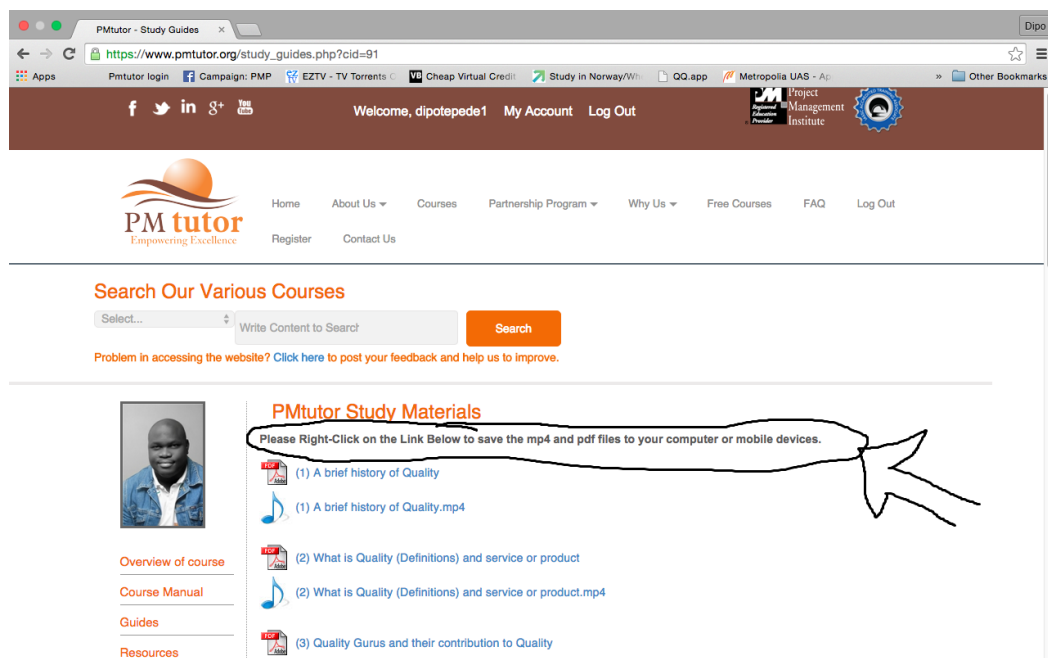
11. The first place to navigate in “course navigation area” is by clicking “Course Manual” and “downloading the course manual” to get a full description of your course. THIS IS A MUST!



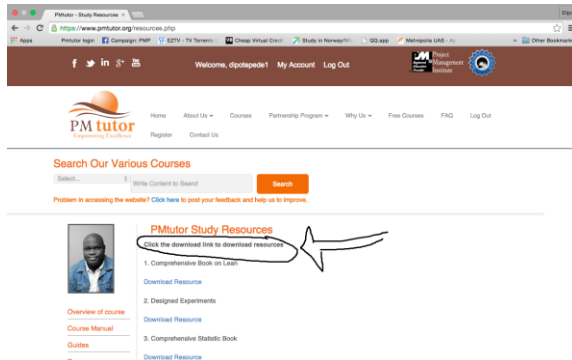
12.To download your study material click on “Guides” in “course navigation area”. Then click on “Show Details”



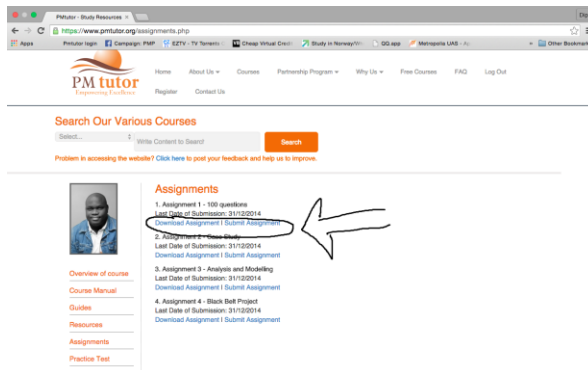
13.Please, follow the instruction in the “Guides” Show Details Page to download all your materials.



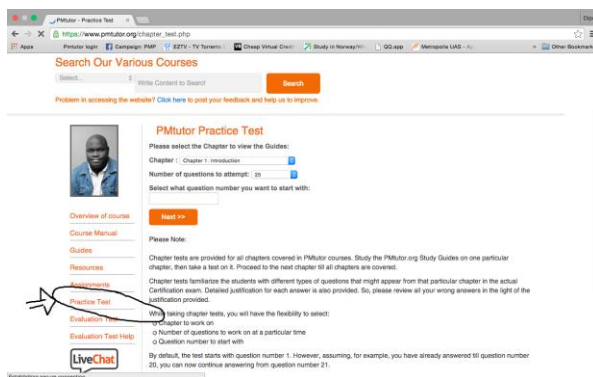
14. It is important you download all your resources by clicking on “Resources” in the “course navigation area”.



15. All Assignments must be completed before end of your course. Click on “Assignment” in the “course navigation area”. Download Assignment to view and re-submit when completed.



16. Practice Test is a must before attempting evaluation test. Click on “Practice Test” in the “course navigation area”



17. Select the chapter you want to study the “Practice Test” and also select the number of questions you want to study. You can also move directly to the question you want by putting the question number.

Search Our Various Courses

Select... Write Content to Search Search

Problem in accessing the website? [Click here](#) to post your feedback and help us to improve.

PMtutor Practice Test

Please select the Chapter to view the Guides:

Chapter : Chapter 1, Introduction

Number of questions to attempt: 25

Select what question number you want to start with:

Next >>

Please Note:

Chapter tests are provided for all chapters covered in PMtutor courses. Study the PMtutor.org Study Guides on one particular chapter, then take a test on it. Proceed to the next chapter till all chapters are covered.

Chapter tests familiarize the students with different types of questions that might appear from that particular chapter in the actual Certification exam. Detailed justification for each answer is also provided. So, please review all your wrong answers in the light of the justification provided.

While taking chapter tests, you will have the flexibility to select:

- ☐ Chapter to work on
- ☐ Number of questions to work on at a particular time
- ☐ Question number to start with

By default, the test starts with question number 1. However, assuming, for example, you have already answered till question number 20, you can now continue answering from question number 21.

Overview of course

Course Manual

Guides

Resources

Assignments

Practice Test

Evaluation Test

Evaluation Test Help

LiveChat

18. You can choose your answer by toggling the radio button and you can view the result immediately with justification for the answer and performance report.

PMtutor Practice Exam

Welcome, diplopede1 My Account Log Out

PM tutor Empowering Excellence

Home About Us Courses Partnership Program Why Us Free Courses FAQ Log Out

Register Contact Us

Question 1:

Who coined the concept 'zero defects'?

☐ Deming

☒ Crosby

☐ Juran

☐ Taguchi

Submit Answer

GET IN TOUCH

Address: PO Box 100, The Penthouse, 125A Appala Road beside Sany Bank by Central Bus Stop, Eritrean State, Eritrea

QUICK LINKS

- Home
- Sign In
- Create Account

Your answer is correct!!

Selected Answer: 2

Correct Answer: 2

Question

Who coined the concept 'zero defects'?

☐ Deming

☒ Crosby

☐ Juran

☐ Taguchi

Justification

According to Crosby's four absolutes of quality management, the only standard of performance must be 'zero defects', anything less is unacceptable.

Reference: PMtutor Study Material

Performance

Total No of Questions: 74

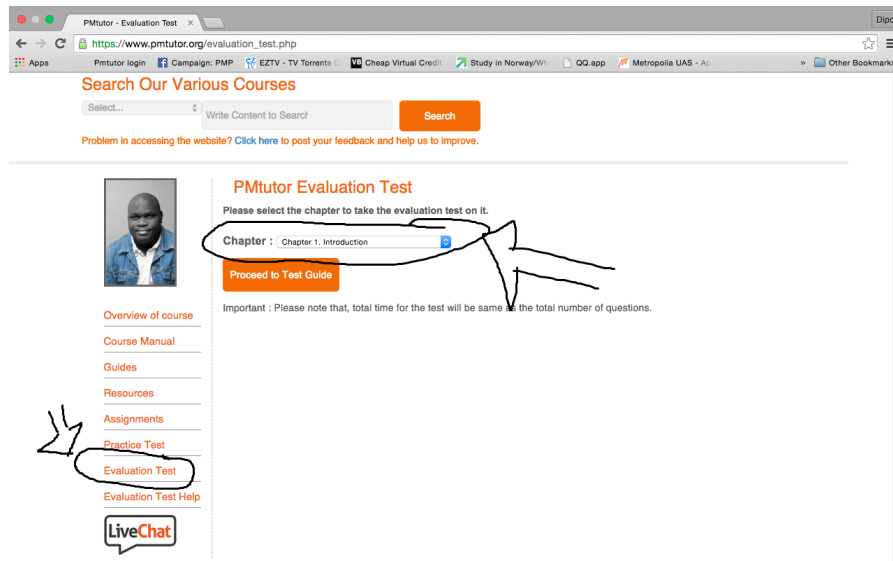
Questions Attempted: 1

Questions Answered Correctly: 1

Percentage Correct: 100 %

Next Question

19. Evaluation Test is a must! You need to get 80% in the Evaluation Test to move to the next chapter. If your course is only one chapter, you need to get 80% to get your certificate. Click on Evaluation Test in the “course navigation area”. Choose the chapter you want to attempt and proceed.



20. It is important you read the instructions in the Evaluation Test.

Evaluation Test Guide

Instructions for taking the Evaluation Test (PDUs are awarded on successful completion):

Please remember that you have only 2 attempts left to pass the test.

Please, use Practice Test to practice your Guide. Evaluation Test is limited to 2 attempt. Extra single attempt is N1,000 only

- 🔔 There will be at max 200 questions - each question will have 4 options. You have to mark one choice out of the available 4 options. Remind that, to pass the course you need to answer maximum numbers of questions available.
- 🔔 There is no negative marking. So, answer every question.
- 🔔 Do not refresh the exam page. It will reset all your exam data.
- 🔔 Total number of questions, is equal to, your exam time. Which means, if you are attempting 25 questions, you will get 25 minutes for the exam.
- 🔔 To navigate through the test and the answers, you can choose the appropriate button out of the three provided :
 - Go to the next question by clicking "Next Question"
 - Go to the previous question by clicking "Previous Question"
 - If you skip any question or want to rectify any answer, use previous question button to get back to that question.
- 🔔 To be eligible for award of the PDUs Certificate, you will have to answer 80% correctly (E.G.:20 out of 25questions).
- 🔔 In case you are unable to answer all questions correctly in an attempt, you can review your answers, and take the test again.
- 🔔 If there is more than 20 minutes of inactivity, the test will time-out i.e. you will have to take the test again from the beginning.
- 🔔 **Please note that, once you click the Start Evaluation Test button, your one attempt will be deducted.**

Start Exam

Important: If you have any questions about the test, please Contact PMtutor.

21. Note that Evaluation Test is “timed” and you can select answer by toggling the radio button.

Pmtutor Evaluation Test

00:00:38

1. Identify the incorrect one.

- ☐ Identifying and measuring the customer requirements and performance standards are difficult in service than manufacturing.
- ☒ Manufacturing generally handles a large number of transactions than service.
- ☐ Customers are often directly involved in the operational processes in case of service sectors whereas in manufacturing it is not.
- ☐ Service requires a greater degree of customization than manufacturing.

Next Question

22. Use the “Course Manual” to know the amount of questions you need to answer because when you reach the last question, the course question will bring out the result. Please, review your answers and know if you can move to the next chapter or you can download your certificate.

Pmtutor Evaluation Test

Your Test Result

Question Attempted: 25

Right Answer: 6

Wrong Answer: 19

Unanswered Question: 0

Review Your Answers

You Scored: 24%

Sorry - You have answered 6 Questions (i.e. 24 %) correctly.

To pass in the evaluation test on this chapter, you should correctly answer 80% questions.

Please try again later

23. Use the Course Manual to know the total Evaluation Test you need to do to download your certificate. You can download your certificate by going to “My Account” and clicking on “Download Certificate”

The screenshot shows the PM Tutor website interface. At the top, there's a navigation bar with social media icons, a welcome message for 'dipotede1', and links for 'My Account' and 'Log Out'. Below this is a main menu with links like 'Home', 'About Us', 'Courses', 'Partnership Program', 'Why Us', 'Free Courses', 'FAQ', and 'Log Out'. A search bar is present with the text 'Search Our Various Courses'. A sidebar on the left features a user profile picture and links for 'Download Certificate', 'Edit Account Info', and 'Upload Profile'. The main content area has a table with columns 'Course Name', 'Opted Date', 'Expiry Date', and 'Action'. The table is currently empty, displaying 'No record Found'. A red circle highlights the 'Download Certificate' link in the sidebar, with a red arrow pointing to it from the right.

24. Wish you the very best!